



BRIGHTLANDS GIRLS SR. SEC. SCHOOL, JAIPUR

**HOLIDAY HOME-WORK
(SESSION: 2024-2025)**

CLASS: NURSERY

Dear Children,

As the summer break approaches remember to cherish every moment of fun and play, keep exploring laughing and learning. Let's also remember to keep our minds active and continue practicing what we've learnt in school, whether it is reading books, drawing pictures or counting objects.

These are some activities which you have to do during your summer break. Have a fantastic summer break and we will be waiting to hear all about your adventures when you return.

English Activity:

Alphabets learnt (s,a,t)

1. Draw or paste a cut out of each letter SAT.
2. Stick rice or dal on it let it dry.
3. Help the child to trace the letter and say the sound.
4. Help the child to cut pictures beginning with the sound and stick the pictures around the letter.

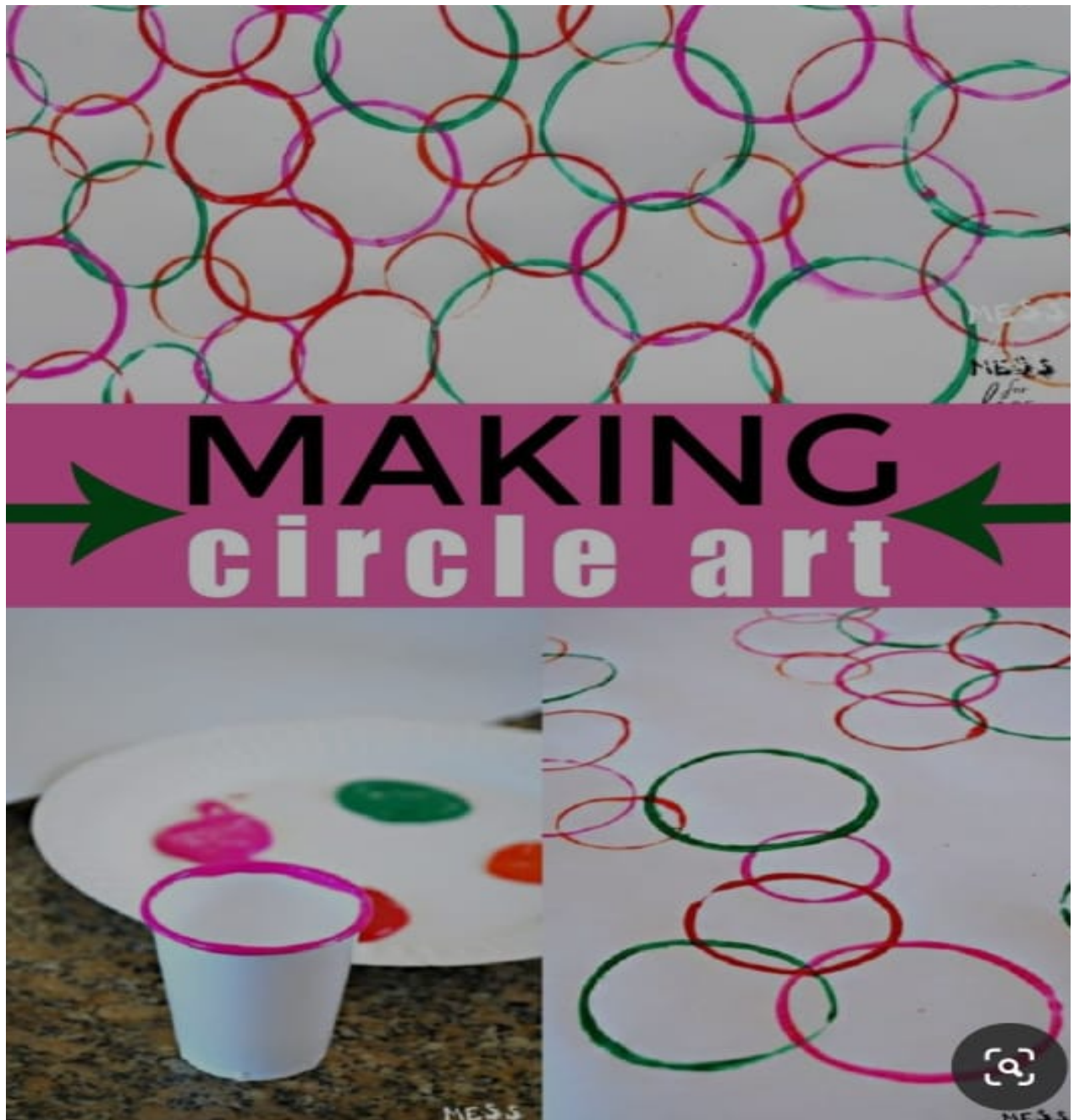
A picture is being sent for your reference.



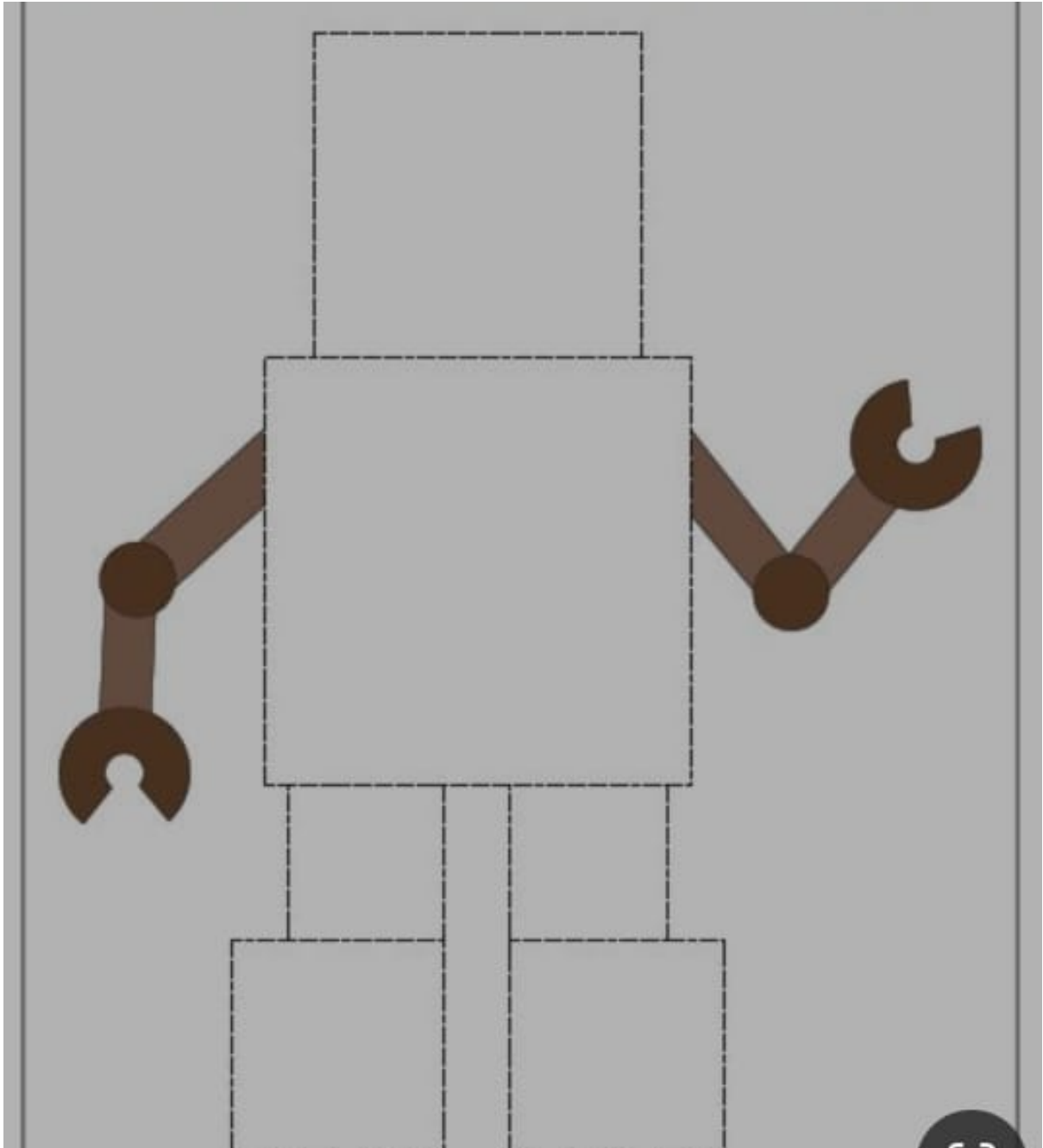
Math Activity:

Activity-1 (Recognition of the circle shape).

Take a plastic/thermocool glass or bottle cap. Dip it in different colours and make an art work with it. A picture is being sent for your reference.




Activity-2 (Recognising the square shape).
Given below is an outline of a robot. Please help your child to cut
different colour squares and stick on it.



**Activity-3 (Differentiate between big and small).
Trace outline of your child's hand along with your hand.**



**Activity-4 (Differentiate between Tall and Short).
Take pictures of all your family members stick it on a paper. Measure the height of each family member with the help of a thread and stick it under the picture of that member. A picture is being sent for your reference (For members taller than the child fold the measuring thread once/twice or three times as needed).**




EVS Activity:

1. Cut an oval shape from craft paper.
2. Cut an oval shape out of aluminium foil and glue on the craft paper.
3. Stick this on an ice-cream stick.
4. Decorate the mirror.
5. A picture is being sent for your reference



Pre Writing Activity

Draw the child's hair using different types of strokes.



A picture is being sent for your reference.



Art and craft Activity:

**Help your child to make this cute Giraffe.
A video is being sent on how to make it.**

<https://www.instagram.com/p/C5faMfWSLiv/?igsh=MXIwazRoaThrcG11cA==>